



# Club Health Assessment for District 330 A through December 2024

			Status	Membership							Reports					Finance		LCIF
Club Number	Club Name	Charter Date		Current Member Count	YTD Members Added	YTD Members Dropped	YTD Net Growth	YTD Net Growth%	Member Count 12 Months Ago	Avg. length of service for dropped members	Months Since Last MMR ***	Yrs. Since Last Officer Report	President Rotation	Vice President Reported ****	Months Since Last Activity Report ***	Account Balance	Donations for current Fiscal Year	
			Number of times on status quo within last two years	If below 15 members appears				If net loss is greater than 20% appears			If no report in 3 months appears in	When more than one year appears in	Number of repeat terms	Notes the officers that do not have an active	If no report at 12 months appears in red			
Clubs less than two years old																		
157496	Tokyo Athlete	02/28/2024	Active	35	0	0	0	0.00%	0		6		2	T,M,VP,SC	N/R			
178443	Tokyo Casablanca	09/25/2024	Newly Chartered	22	26	4	22	100.00%	0	2	0			M,VP,SC	N/R			
153244	Tokyo Feliz	02/02/2023	Active	15	3	13	-10	-40.00%	25	1	2		N	M,SC	0		\$100.00	
156117	Tokyo Suzuran	09/28/2023	Active	25	2	7	-5	-16.67%	39	3	0		N	M,SC	0		\$447.21	
157779	Tokyo Toranomom Sports Agent	03/26/2024	Active	14	1	7	-6	-30.00%	0	1	1			M,VP,SC	N/R			
Clubs more than two years old																		
61028	OGASAWARA	07/09/1998	Active	7	0	0	0	0.00%	7		26		17	S,T,M,VP,SC	N/R			
24585	TOKYO	03/05/1952	Active	51	1	0	1	2.00%	54		5			P,M,VP,SC	2		\$446.19	
122549	Tokyo 2020	06/19/2014	Active	13	1	6	-5	-27.78%	17	4	0		R	T,M,SC	N/A			
84260	TOKYO 21st CENTURY'S	10/05/2004	Active	12	0	0	0	0.00%	12		12			T,M,VP,SC	24+			
24609	TOKYO ADACHI	05/25/1966	Active	26	2	0	2	8.33%	24		2		N	P,S,T,M,SC	24+	90+ Days		
33122	TOKYO ADACHI CHUO	12/14/1976	Active	17	1	1	0	0.00%	16	15	1			P,S,T,M,VP SC	0		\$139.43	
Exc Award (06/30/2017, 06/30/2018)																		
24620	TOKYO AKABANE	11/30/1966	Active	32	0	0	0	0.00%	32		5		N	P,T,M,VP,SC	11		\$381.21	
24572	TOKYO AKASAKA	05/28/1962	Active	33	0	1	-1	-2.94%	34	26	0			M,VP,SC	1		\$4,474.48	
50604	TOKYO AKIGAWA	05/18/1990	Active	63	1	1	0	0.00%	64	9	5			T,M,VP,SC	9		\$1,745.51	
24608	TOKYO AKIHABARA	02/15/1966	Active	8	0	0	0	0.00%	13		6			VP,SC	24+		\$143.01	
24509	TOKYO AKISHIMA	06/12/1972	Active	43	3	0	3	7.50%	42		3		N	P,T,M,VP,SC	0		\$795.40	
24542	TOKYO AOI	05/02/1973	Active	41	3	3	0	0.00%	45	7	4			M,VP,SC	11		\$1,456.45	
24554	TOKYO AOYAMA	06/16/1964	Active	11	0	0	0	0.00%	11		21		3	S,T,M,VP,SC	N/R	90+ Days		
109271	TOKYO AOZORA	09/21/2010	Active	28	2	1	1	3.70%	38	0	3		2	M,VP,SC	9		\$65.30	
24566	TOKYO ARAKAWA	09/14/1962	Active	19	0	1	-1	-5.00%	22	2	1			P,S,T,M,VP SC	24+			
37753	TOKYO ARAKAWA NISHI	11/27/1979	Active	42	1	1	0	0.00%	41	36	0		N	M,SC	0		\$3,499.32	
24584	TOKYO ASAKUSA	01/27/1959	Active	17	1	0	1	6.25%	17		3		2	T,M,VP,SC	1		\$143.65	



# Club Health Assessment for District 330 A through December 2024

			Status	Membership							Reports					Finance		LCIF
Club Number	Club Name	Charter Date		Current Member Count	YTD Members Added	YTD Members Dropped	YTD Net Growth	YTD Net Growth%	Member Count 12 Months Ago	Avg. length of service for dropped members	Months Since Last MMR ***	Yrs. Since Last Officer Report	President Rotation	Vice President Reported ****	Months Since Last Activity Report ***	Account Balance	Donations for current Fiscal Year	
			Number of times on status quo within last two years	If below 15 members appears				If net loss is greater than 20% appears			If no report in 3 months appears in	When more than one year appears in	Number of repeat terms	Notes the officers that do not have an active	If no report at 12 months red			
Exc Award (06/30/2020)																		
55603	TOKYO ASAKUSA HISHOH	04/25/1994	Active	16	0	3	-3	-15.79%	18	20	0			S,T,M,VP,SC	16		\$1,208.95	
24630	TOKYO ATAGOYAMA	05/10/1966	Active	14	0	0	0	0.00%	17		10		6	P,S,T,M,VP SC	24+		\$69.72	
36084	TOKYO AYASE	09/27/1978	Active	45	0	0	0	0.00%	45		6			P,S,T,M,VP SC	N/R	90+ Days	\$103.20	
24514	TOKYO AZABU	06/08/1963	Active	29	3	4	-1	-3.33%	29	8	0			M,VP,SC	2		\$1,250.99	
24635	TOKYO BABASAKIMON	05/16/1966	Active	12	0	0	0	0.00%	12		9		4	P,M,VP,SC	2		\$69.72	
24645	TOKYO BANCHŌ	02/24/1969	Active	8	0	2	-2	-20.00%	11	12	0			N SC	9		\$111.55	
29864	TOKYO BOKUTO	10/07/1974	Active	8	1	0	1	14.29%	7		5			S,T,M,VP,SC	1		\$111.55	
137064	Tokyo Bunka	01/16/2019	Active	25	5	4	1	4.17%	27	6	2			T,M,VP,SC	24+	90+ Days	\$326.48	
24569	TOKYO BUNKYO	06/28/1962	Active	14	2	0	2	16.67%	12		5		3	M,VP,SC	1		\$83.66	
46202	TOKYO CENTRAL DAIKANYAMA	05/12/1986	Active	10	0	0	0	0.00%	10		7			P,M,VP,SC	0		\$252.39	
43956	TOKYO CENTURY	05/24/1984	Active	24	0	0	0	0.00%	23		6			P,S,M,VP,SC	24+		\$237.04	
24512	TOKYO CHOFU	04/09/1965	Active	37	1	2	-1	-2.63%	39	8	0			T,M,VP,SC	0		\$3,318.34	
Exc Award (06/30/2017, 06/30/2018, 06/30/20)																		
100339	TOKYO CHUO MINAMI	10/10/2007	Active	6	0	0	0	0.00%	7		8		2	M,VP,SC	1		\$381.21	
24548	TOKYO CITY	11/05/1971	Active	50	0	2	-2	-3.85%	55	3	0			P,M,VP,SC	0		\$428.55	
Exc Award (06/30/2017, 06/30/2019, 06/30/20)																		
145922	TOKYO CURRY	04/28/2021	Active	8	3	5	-2	-20.00%	8	3	0		2	M,VP,SC	1			
24622	TOKYO DEN-EN CHOFU	01/25/1967	Active	21	0	1	-1	-4.55%	21	14	0			S,M,VP,SC	7		\$121.80	
150216	Tokyo Diversity	03/17/2022	Active	23	0	0	0	0.00%	24		12		4	M,VP,SC	N/A			
135249	Tokyo Dream	06/20/2018	Active	35	0	0	0	0.00%	108		6			P,M,VP,SC	11			
99446	TOKYO EAST	05/22/2007	Active	12	0	0	0	0.00%	12		9			R P,S,T,M,VP SC	11		\$78.36	
24616	TOKYO EBISU	07/14/1965	Active	5	0	0	0	0.00%	4		8		4	M,VP,SC	17		\$121.80	
Exc Award (06/30/2021)																		
24559	TOKYO EDOGAWA	07/24/1963	Active	14	0	0	0	0.00%	18		2		2	T,M,VP,SC	11		\$1,066.01	
24594	TOKYO EDOGAWA CHUO	03/09/1973	Active	31	0	0	0	0.00%	32		9	1	None	P,S,T,M,VP SC	11			




## Club Health Assessment for District 330 A through December 2024

			Status	Membership							Reports					Finance	LCIF	
Club Number	Club Name	Charter Date		Current Member Count	YTD Members Added	YTD Members Dropped	YTD Net Growth	YTD Net Growth%	Member Count 12 Months Ago	Avg. length of service for dropped members	Months Since Last MMR ***	Yrs. Since Last Officer Report	President Rotation	Vice President Reported ****	Months Since Last Activity Report ***	Account Balance	Donations for current Fiscal Year	
			Number of times on status quo within last two years	If below 15 members appears				If net loss is greater than 20% appears			If no report in 3 months appears in	When more than one year appears in	Number of repeat terms		Notes the officers that do not have an active	If no report at 12 months appears in red		
38882	TOKYO EDOGAWA HIGASHI	08/01/1980	Active	31	0	0	0	0.00%	32		6				M,VP,SC	11		\$320.70
24626	TOKYO EDOGAWA MINAMI	12/07/1966	Active	28	0	1	-1	-3.45%	29	1	0			R	M,SC	0		\$3,613.20
24513	TOKYO FUCHU	02/26/1966	Active	13	0	0	0	0.00%	14		2			IP	P,M,SC	4		
146518	Tokyo Fuji Sky	06/07/2021	Active	20	0	3	-3	-13.04%	23	4	0				M,VP,SC	N/A		
24515	TOKYO FUSSA	02/15/1965	Active	62	4	0	4	6.90%	62		3			N	M	9		
89202	TOKYO FUTURE	08/26/2005	Active	15	1	0	1	7.14%	14		3				M,VP,SC	24+	90+ Days	
24583	TOKYO GINZA	03/16/1960	Active	62	2	14	-12	-16.22%	74	7	0			N	T,M,SC	0		\$24,767.57
Exc Award (06/30/2018)																		
116826	TOKYO GOLF	05/10/2012	Active	9	0	1	-1	-10.00%	10	1	4		8		P,T,M,VP,SC	7		
24633	TOKYO GOTANDA	10/05/1966	Active	12	0	1	-1	-7.69%	19	24	0				M,VP,SC	1		
24518	TOKYO HACHIOJI CHUO	06/19/1973	Active	21	1	0	1	5.00%	22		2			N	P,S,VP	0		\$261.18
47374	TOKYO HACHIOJI ICHO	05/26/1987	Active	68	9	1	8	13.33%	65	5	1			N	P,S,T,M,SC	24+		
Exc Award (06/30/2017, 06/30/2018)																		
62393	TOKYO HACHIOJI RYOTO	09/24/1999	Active	65	7	24	-17	-20.73%	84	11	0				P,M,VP,SC	13		\$5,694.97
53867	TOKYO HACHIOJI TAKAO	12/01/1992	Active	36	2	1	1	2.86%	34	21	0			N	SC	24+	90+ Days	\$376.47
87890	TOKYO HAKUMON	04/25/2005	Active	93	26	3	23	32.86%	89	2	0			N	M,SC	3		\$352.60
Exc Award (06/30/2023)																		
24561	TOKYO HAMACHO	07/02/1963	Active	9	0	0	0	0.00%	10		6				M,VP,SC	24+		
51808	TOKYO HAMURA	06/12/1991	Active	39	0	1	-1	-2.50%	40	59	0			N	T,M,VP,SC	0		\$488.02
Exc Award (06/30/2016, 06/30/2018)																		
24617	TOKYO HANEDA	04/17/1964	Active	11	0	0	0	0.00%	12		7			R	S,T,M,VP,SC	0		\$97.60
24605	TOKYO HARAJUKU JINGUMAE	06/25/1965	Active	26	3	1	2	8.33%	26	0	3				M,VP,SC	0	90+ Days	\$121.80
24621	TOKYO HARUMI	04/06/1965	Active	25	0	1	-1	-3.85%	25	10	3			N	T,M,SC	0		
116404	TOKYO HEISEI	03/23/2012	Active	17	0	0	0	0.00%	17		3			N		9		
24521	TOKYO HIGASHIKURUME	10/26/1971	Active	13	1	0	1	8.33%	13		4		3		S,M,VP,SC	3		\$91.41
36845	TOKYO HIGASHIYAMATO	03/26/1979	Active	15	0	3	-3	-16.67%	17	3	0		None		P,S,T,VP,SC	7		\$182.83




# Club Health Assessment for District 330 A through December 2024

			Status	Membership							Reports					Finance	LCIF	
Club Number	Club Name	Charter Date		Current Member Count	YTD Members Added	YTD Members Dropped	YTD Net Growth	YTD Net Growth%	Member Count 12 Months Ago	Avg. length of service for dropped members	Months Since Last MMR ***	Yrs. Since Last Officer Report	President Rotation	Vice President Reported ****	Months Since Last Activity Report ***	Account Balance	Donations for current Fiscal Year	
			Number of times on status quo within last two years	If below 15 members appears				If net loss is greater than 20% appears			If no report in 3 months appears in	When more than one year appears in	Number of repeat terms	Notes the officers that do not have an active	If no report at 12 months red			
52219	TOKYO HIKARIGAOKA	12/03/1991	Active	44	1	3	-2	-4.35%	43	17	3			T,M,VP,SC	4	90+ Days	\$3,644.03	
111430	TOKYO HILLS	06/20/2011	Active	47	0	0	0	0.00%	47		2			S,M,VP,SC	24+			
24522	TOKYO HINO	04/21/1965	Active	12	0	0	0	0.00%	12		6			T,M,VP,SC	6			
127207	Tokyo Hitotsubashi	04/06/2016	Active	24	5	1	4	20.00%	23	2	0			M,VP,SC	11		\$132.00	
24546	TOKYO HONJO	01/26/1972	Active	10	0	1	-1	-9.09%	10	2	3			M,VP,SC	11		\$797.60	
24563	TOKYO HORIDOME	12/20/1962	Active	14	0	0	0	0.00%	14		17		7	M,VP,SC	24+		\$209.15	
88788	TOKYO HOSEI	06/28/2005	Active	9	0	0	0	0.00%	18		5			S,M,VP,SC	6		\$125.49	
38233	TOKYO HOSHIN	03/12/1980	Active	37	0	0	0	0.00%	35		0			M,VP,SC	1		\$6,002.03	
24606	TOKYO IIDABASHI	12/01/1965	Active	15	1	1	0	0.00%	21	51	3			N	M,SC		24+	
24578	TOKYO IKEBUKURO	10/27/1961	Active	11	2	0	2	22.22%	9		2			M,VP,SC	0		\$153.38	
150762	Tokyo Itabashi Community	05/12/2022	Active	24	0	0	0	0.00%	24		30		4	M,VP,SC	N/A			
24615	TOKYO ITABASHI NISHI	04/11/1965	Active	15	0	0	0	0.00%	18		5			T,VP,SC	24+	\$153.38		
43438	TOKYO JINGU	01/27/1984	Active	21	3	2	1	5.00%	25	6	1			M,VP,SC	2			
64911	TOKYO JIYUGAOKA	01/02/2002	Active	11	0	0	0	0.00%	12		8			P,S,T,M,VP SC	21	\$121.80		
24570	TOKYO JOTO	08/07/1970	Active	28	0	2	-2	-6.67%	37	20	1			P,S,M,VP,SC	0	\$2,053.12		
24650	TOKYO KAGURAZAKA	02/22/1970	Active	17	1	1	0	0.00%	15	4	0			N	P,M,VP,SC	2		
24551	TOKYO KAMATA	04/23/1963	Active	10	0	2	-2	-16.67%	12	6	0			T,M,VP,SC	9	\$320.71		
24647	TOKYO KAMEARI	09/27/1969	Active	34	0	0	0	0.00%	39		6			M,VP,SC	24+			
24562	TOKYO KASUMIGASEKI	05/29/1963	Active	12	0	0	0	0.00%	12		9			S,M,VP,SC	2	\$125.49		
24623	TOKYO KATSUSHIKA	06/28/1965	Active	23	0	0	0	0.00%	22		5			N	M,SC	0	\$209.15	
24652	TOKYO KATSUSHIKA HIGASHI	12/10/1969	Active	45	0	1	-1	-2.17%	44	17	0			N	M,SC	8		
55931	TOKYO KEYAKI	06/23/1994	Active	40	5	0	5	14.29%	37		3			M,VP,SC	0			
84144	TOKYO KICHIJOJI	09/08/2004	Active	68	12	2	10	17.24%	64	19	0			N		11	90+ Days	\$6,833.54
116405	TOKYO KING	03/23/2012	Active	27	1	1	0	0.00%	27	0	0			P,M,VP,SC	17			
34592	TOKYO KIOICHO	10/31/1977	Active	10	0	0	0	0.00%	16		5			N	M,SC	2	\$2,006.33	



## Club Health Assessment for District 330 A through December 2024

			Status	Membership							Reports					Finance	LCIF
Club Number	Club Name	Charter Date		Current Member Count	YTD Members Added	YTD Members Dropped	YTD Net Growth	YTD Net Growth%	Member Count 12 Months Ago	Avg. length of service for dropped members	Months Since Last MMR ***	Yrs. Since Last Officer Report	President Rotation	Vice President Reported ****	Months Since Last Activity Report ***	Account Balance	Donations for current Fiscal Year
			Number of times on status quo within last two years	If below 15 members appears				If net loss is greater than 20% appears			If no report in 3 months appears in	When more than one year appears in	Number of repeat terms	Notes the officers that do not have an active	If no report at 12 months appears in red		
24555	TOKYO KITA	11/28/1963	Active	17	2	1	1	6.25%	17	5	4			P,M,VP,SC	22	90+ Days	\$209.15
34491	TOKYO KIYOSE	09/07/1977	Active	8	0	0	0	0.00%	13		6			T,M,VP,SC	24+		
24532	TOKYO KODAIRA	01/25/1970	Active	9	0	0	0	0.00%	9		8		6	S,M,VP,SC	N/R		
36668	TOKYO KOGANEI	02/27/1979	Active	26	1	5	-4	-13.33%	32	12	0			M,VP,SC	0		
24597	TOKYO KOJIMACHI	06/17/1964	Active	4	0	0	0	0.00%	4		6		9	S,T,M,VP,SC	23		
42355	TOKYO KOKUBUNJI	02/22/1983	Active	17	0	0	0	0.00%	18		9			M,VP,SC	14		
24558	TOKYO KOTO FUKAGAWA	11/26/1963	Active	30	1	0	1	3.45%	30		4			N	M,SC		2
24604	TOKYO KOTO MINAMI	10/26/1965	Active	22	4	6	-2	-8.33%	25	10	0			N	M,SC		24+
24603	TOKYO KUDAN	12/15/1964	Active	23	3	0	3	15.00%	20		3			T,M,VP,SC	24+		90+ Days
60171	TOKYO KUNITACHI	12/08/1997	Active	3	0	0	0	0.00%	3		5		2	T,M,VP,SC	7		
24598	TOKYO KYOBASHI YAESU	03/26/1964	Active	18	0	0	0	0.00%	18		8			S,T,M,VP,SC	11	\$181.26	
24533	TOKYO MACHIDA	02/18/1966	Active	28	1	0	1	3.70%	27		4			N	M,SC	0	\$455.21
53826	TOKYO MACHIDA CRANE	11/16/1992	Active	27	1	8	-7	-20.59%	41	14	0			T,M,VP,SC	1	\$264.92	
139717	Tokyo Maria	09/09/2019	Active	28	0	0	0	0.00%	34		6			N	M,SC	6	\$348.59
24586	TOKYO MARUNOUCHI-CHIYODA	11/14/1958	Active	31	0	0	0	0.00%	36		6			M,VP,SC	11	\$1,000.00	
123445	TOKYO MEDICAL	10/24/2014	Active	10	2	1	1	11.11%	10	2	2			S,T,M,VP,SC	0	\$78.36	
Exc Award (06/30/2020)																	
24564	TOKYO MEGURO	03/29/1963	Active	13	0	4	-4	-23.53%	17	18	4			M,VP,SC	4	\$69.72	
24642	TOKYO MEJIRO	03/30/1968	Active	17	1	0	1	6.25%	16		5			N	M,SC	11	\$90.63
41809	TOKYO MITAKA	08/03/1982	Active	45	0	1	-1	-2.17%	46	13	0			T,M,VP,SC	1		
Exc Award (06/30/2018, 06/30/2022, 06/30/2024)																	
37752	TOKYO MIYAKEJIMA	11/27/1979	Active	10	0	0	0	0.00%	10		8			R	P,T,M,VP,SC	24+	\$130.59
56919	TOKYO MIYAKO	05/16/1995	Active	23	0	3	-3	-11.54%	29	12	0		2	VP,SC	5	\$1,264.96	
53123	TOKYO MIZUHO	05/18/1992	Active	26	0	0	0	0.00%	22		6			N	P,SC	7	\$362.53
43437	TOKYO MUSASHIMURAYAMA	01/30/1984	Active	22	0	5	-5	-18.52%	25	9	2			P,T,M,VP,SC	24+	\$348.59	



# Club Health Assessment for District 330 A through December 2024

			Status	Membership							Reports					Finance		LCIF
Club Number	Club Name	Charter Date		Current Member Count	YTD Members Added	YTD Members Dropped	YTD Net Growth	YTD Net Growth%	Member Count 12 Months Ago	Avg. length of service for dropped members	Months Since Last MMR ***	Yrs. Since Last Officer Report	President Rotation	Vice President Reported ****	Months Since Last Activity Report ***	Account Balance	Donations for current Fiscal Year	
			Number of times on status quo within last two years	If below 15 members appears				If net loss is greater than 20% appears			If no report in 3 months appears in	When more than one year appears in	Number of repeat terms	Notes the officers that do not have an active	If no report at 12 months red			
24535	TOKYO MUSASHINO	12/06/1963	Active	45	3	2	1	2.27%	45	17	0			N	M,SC	1		\$564.25
24557	TOKYO NAKANO	11/25/1963	Active	54	2	1	1	1.89%	54	5	0				M,VP,SC	9		\$18,000.00
126293	Tokyo Namikidori	11/25/2015	Active	5	0	0	0	0.00%	5		6		3		S,T,M,VP,SC	0		
24565	TOKYO NERIMA	03/29/1963	Active	32	0	0	0	0.00%	32		6				S,T,M,VP,SC	4		\$278.87
24653	TOKYO NERIMA NISHI	06/22/1970	Active	16	0	0	0	0.00%	16		6		2		S,T,M,VP,SC	5		
24587	TOKYO NIHONBASHI	04/12/1957	Active	12	0	1	-1	-7.69%	13	50	3				P,M,VP,SC	0		\$278.87
29163	TOKYO NISHIARAI	04/23/1974	Active	19	1	0	1	5.56%	18		3			N	P,S,T,M,SC	0		\$223.09
34069	TOKYO NISHITOKYO	06/07/1977	Active	23	0	0	0	0.00%	25		11				P,M,VP,SC	9		
84029	TOKYO OEDO	08/17/2004	Active	10	0	7	-7	-41.18%	17	9	5			R	M,SC	N/R		
36538	TOKYO OHMON	01/30/1979	Active	24	2	0	2	9.09%	23		4				P,M,VP,SC	3		
41944	TOKYO OME	10/14/1982	Active	44	1	1	0	0.00%	45	0	2			N	P,S,VP,SC	10		\$557.74
24581	TOKYO OMORI	06/15/1961	Active	17	0	1	-1	-5.56%	20	11	1			N	M,VP,SC	1		\$223.09
119030	TOKYO OMOTESANDO	03/26/2013	Active	13	0	2	-2	-13.33%	19	11	0				M,VP,SC	0		\$121.80
105430	TOKYO ONE HUNDRED	05/05/2009	Cancelled(6*)	0	0	7	-7	-100.00%	7	11	0		None		P,S,T,M,VP SC	24+		
24595	TOKYO OWARICHO	05/08/1973	Active	22	2	3	-1	-4.35%	38	7	0				M,VP,SC	6		\$1,215.47
119808	Tokyo Peace	06/24/2013	Active	123	3	23	-20	-13.99%	148	7	0				S,T,M,VP,SC	2		\$16,851.61
Exc Award (06/30/2018)																		
141416	Tokyo Reiwa	04/03/2020	Active	7	0	0	0	0.00%	11		6		2	R	T,M,SC	0		
116637	TOKYO RESCUE	04/24/2012	Active	10	0	7	-7	-41.18%	17	3	4				P,T,M,VP,SC	19		
24543	TOKYO ROPPONGI	04/09/1973	Active	8	6	0	6	300.00%	8		0				S,T,M,VP,SC	0		\$91.41
24580	TOKYO RYOGOKU	10/28/1961	Active	10	0	0	0	0.00%	11		9		2		P,M,VP,SC	1		
47771	TOKYO SAGISO	10/09/1987	Active	35	1	1	0	0.00%	38	2	3				S,M,VP,SC	0		\$121.80
Exc Award (06/30/2018, 06/30/2019, 06/30/2020)																		
33121	TOKYO SAKURADAMON	12/14/1976	Active	11	0	2	-2	-15.38%	15	8	0				M,VP,SC	6		
135247	Tokyo Sangah	06/20/2018	Active	6	0	1	-1	-14.29%	7	6	1		8		M,VP,SC	N/A		



# Club Health Assessment for District 330 A through December 2024

			Status	Membership						Reports					Finance	LCIF	
Club Number	Club Name	Charter Date		Current Member Count	YTD Members Added	YTD Members Dropped	YTD Net Growth	YTD Net Growth%	Member Count 12 Months Ago	Avg. length of service for dropped members	Months Since Last MMR ***	Yrs. Since Last Officer Report	President Rotation	Vice President Reported ****	Months Since Last Activity Report ***	Account Balance	Donations for current Fiscal Year
			Number of times on status quo within last two years	If below 15 members appears				If net loss is greater than 20% appears			If no report in 3 months appears in	When more than one year appears in	Number of repeat terms	Notes the officers that do not have an active	If no report at 12 months red		
51084	TOKYO SANGENJAYA	11/26/1990	Active	22	0	0	0	0.00%	24		6			M,VP,SC	0		\$121.80
Exc Award (06/30/2016, 06/30/2019, 06/30/2020)																	
129728	Tokyo Sanno	01/05/2017	Active	16	0	2	-2	-11.11%	20	2	0			S,T,M,VP,SC	N/A		
24651	TOKYO SEIJO	06/18/1970	Active	21	0	2	-2	-8.70%	24	37	0			P,M,VP,SC	2		\$30,428.64
60575	TOKYO SEISHIN	03/26/1998	Active	17	3	0	3	21.43%	14		2		4	P,T,M,VP,SC	11		\$51.60
34421	TOKYO SEKISEN	08/15/1977	Active	37	3	3	0	0.00%	36	21	0			P,T,M,VP,SC	4	90+ Days	
24596	TOKYO SETAGAYA	03/30/1963	Active	67	1	0	1	1.52%	77		2			M,VP,SC	9		\$1,137.13
24589	TOKYO SHIBA	06/26/1958	Active	27	0	3	-3	-10.00%	30	9	0			M,VP,SC	6		
24588	TOKYO SHIBUYA	02/08/1957	Active	40	0	1	-1	-2.44%	41	43	3		N	M,SC	1		\$3,959.56
45630	TOKYO SHIINOKI	12/26/1985	Active	16	0	0	0	0.00%	16		8		N	P,M,SC	N/R		\$169.77
24590	TOKYO SHIMBASHI	01/30/1957	Active	30	0	0	0	0.00%	37		5			T,M,VP,SC	9		\$2,781.26
Exc Award (06/30/2023)																	
24547	TOKYO SHIMURA	06/29/1971	Active	29	0	1	-1	-3.33%	32	29	0			T,M,VP,SC	0		\$1,045.76
24592	TOKYO SHINAGAWA	10/27/1959	Active	16	1	0	1	6.67%	18		2		7	T,M,VP,SC	24+	90+ Days	
24582	TOKYO SHINJUKU	05/19/1960	Active	60	2	5	-3	-4.76%	62	27	0			M,VP,SC	2		\$10,557.74
46121	TOKYO SHINJUKU KITA	04/02/1986	Active	13	0	1	-1	-7.14%	17	2	0			P,M,VP,SC	24+	90+ Days	
24600	TOKYO SHINJUKU TRISTAR	04/21/1964	Active	24	0	0	0	0.00%	36		6		2	T,M,VP,SC	0		\$292.81
109260	TOKYO SHINSEIKI	09/20/2010	Active	10	0	2	-2	-16.67%	25	14	3			M,VP,SC	24+		
50084	TOKYO SHINTOSHIN	12/29/1989	Active	39	3	1	2	5.41%	58	34	0			P,S,M,VP,SC	0		\$202.20
87889	TOKYO SOUTO	04/25/2005	Active	11	3	3	0	0.00%	11	14	5			M,VP,SC	24+		\$1,000.00
40719	TOKYO ST PAUL	12/02/1981	Active	16	0	0	0	0.00%	16		9			M,VP,SC	0		\$2,125.49
78512	TOKYO SUBARU	03/24/2004	Active	78	31	3	28	56.00%	59	1	0		N	M,SC	20		
24634	TOKYO SUGAMO	06/22/1967	Active	51	2	0	2	4.08%	95		4			T,M,VP,SC	24+		\$69.72
24573	TOKYO SUGINAMI	06/15/1962	Active	17	5	0	5	41.67%	12		5			P,S,M,VP,SC	0		
24631	TOKYO SUKIYABASHI	05/20/1966	Active	45	2	4	-2	-4.26%	86	5	0			T,M,VP,SC	1		\$10,099.00






# Club Health Assessment for District 330 A through December 2024

			Status	Membership							Reports					Finance	LCIF
Club Number	Club Name	Charter Date		Current Member Count	YTD Members Added	YTD Members Dropped	YTD Net Growth	YTD Net Growth%	Member Count 12 Months Ago	Avg. length of service for dropped members	Months Since Last MMR ***	Yrs. Since Last Officer Report	President Rotation	Vice President Reported ****	Months Since Last Activity Report ***	Account Balance	Donations for current Fiscal Year
			Number of times on status quo within last two years	If below 15 members appears				If net loss is greater than 20% appears			If no report in 3 months appears in	When more than one year appears in	Number of repeat terms	Notes the officers that do not have an active	If no report at 12 months red		
24579	TOKYO SUMIDAGAWA	10/24/1961	Active	11	1	1	0	0.00%	11	58	1			T,M,VP,SC	0		\$117.53
78511	TOKYO SUNSHINE	03/24/2004	Active	21	0	0	0	0.00%	21		11	1	None	P,S,T,M,VP SC	24		\$3,109.38
58318	TOKYO SURUGADAI	05/23/1996	Active	30	2	1	1	3.45%	32	6	1		N	SC	7		
24541	TOKYO TACHIKAWA	04/21/1965	Active	52	0	0	0	0.00%	54		5		N	T,M,VP,SC	24+		\$778.61
24575	TOKYO TAKAIDO	07/20/1970	Active	21	3	1	2	10.53%	20	7	0			M,VP,SC	12	90+ Days	
31293	TOKYO TAKANAWA	10/07/1975	Active	13	0	0	0	0.00%	15		6		N	P,S,T,M,VP SC	0		\$111.55
24641	TOKYO TAMAGAWA	06/20/1968	Active	46	0	1	-1	-2.13%	46	7	0			M,VP,SC	0		\$2,058.85
Exc Award (06/30/2018, 06/30/2019, 06/30/20																	
44492	TOKYO TANASHI	12/27/1984	Active	37	0	4	-4	-9.76%	49	12	1			T,M,VP,SC	24+		\$667.94
140894	Tokyo Tomon	02/28/2020	Active	21	0	0	0	0.00%	21		18	1	None	P,S,T,M,VP SC	N/R		
24629	TOKYO TORANOMON	06/24/1965	Active	17	1	1	0	0.00%	17	2	0			M,VP,SC	24+		\$1,435.04
24560	TOKYO TORIGOE	05/24/1971	Active	5	0	0	0	0.00%	5		20			S,M,VP,SC	N/R		\$78.36
24639	TOKYO TOSHIMA	02/01/1966	Active	50	3	0	3	6.38%	49		0		N	M,SC	5		\$665.11
24556	TOKYO TSUKIJI	12/13/1963	Active	6	1	1	0	0.00%	7	0	4		2	T,M,VP,SC	24+		
24571	TOKYO UENO	06/28/1962	Active	30	2	0	2	7.14%	31		5			P,T,M,VP,SC	0		\$261.18
29978	TOKYO UENO HIGASHI	11/22/1974	Active	29	4	0	4	16.00%	26		2		N	VP,SC	7		\$261.18
Exc Award (06/30/2016, 06/30/2018)																	
24654	TOKYO UGUISUDANI	06/23/1970	Active	19	0	0	0	0.00%	20		6		N	T,M,SC	0		\$434.69
58062	TOKYO WEST	03/28/1996	Active	10	0	6	-6	-37.50%	22	12	3			T,M,VP,SC	1		\$125.49
67158	TOKYO WILL	01/27/2003	Active	110	4	13	-9	-7.56%	120	7	0			VP	0		\$497.79
Exc Award (06/30/2016, 06/30/2023, 06/30/20																	
24607	TOKYO YAMANOTE	12/18/1965	Active	20	2	3	-1	-4.76%	21	11	2		3	P,T,M,VP,SC	2		\$121.80
24602	TOKYO YANAGIBASHI	08/28/1964	Active	15	0	0	0	0.00%	14		6			M,VP,SC	24+		\$195.89
24539	TOKYO YOKOTA	10/01/1970	Active	28	2	1	1	3.70%	26	0	1			M,VP,SC	N/R		\$3,631.22
Exc Award (06/30/2018, 06/30/2019)																	
123454	Tokyo Yusui	10/24/2014	Active	23	0	2	-2	-8.00%	32	5	2		N	P,S,M,VP,SC	N/A		\$1,000.00





Club Health Assessment for District 330 A through December 2024

			Status	Membership							Reports				Finance	LCIF	
Club Number	Club Name	Charter Date		Current Member Count	YTD Members Added	YTD Members Dropped	YTD Net Growth	YTD Net Growth%	Member Count 12 Months Ago	Avg. length of service for members	Months Since Last MMR ***	Yrs. Since Last Officer Report	President Rotation	Vice President Reported ****	Months Since Last Activity Report ***	Account Balance	Donations for current Fiscal Year
			Number of times on status quo within last two years	If below 15 members appears				If net loss is greater than 20% appears			If no report in 3 months appears in	When more than one year appears in	Number of repeat terms	Notes the officers that do not have an active	If no report at 12 months appears in red		

Clubs Cancelled Previous Fiscal Year – Clubs Cancelled within last 12 months may be reinstated

Club Number	Club Name	Charter Date	Current Status*	Cancellation Date
24544	TOKYO EBARA	02/15/1973	Cancelled(6*)	06/29/2024
123444	Tokyo Harmony	10/24/2014	Cancelled(6*)	12/29/2023
58779	TOKYO JINGUMAE	10/18/1996	Cancelled(7*)	12/29/2023
24619	TOKYO KOMAGOME	09/28/1965	Cancelled(6*)	06/29/2024
24574	TOKYO KOOHOKU	12/13/1961	Cancelled(6*)	06/29/2024
24627	TOKYO SUGINAMI HIGASHI	11/16/1966	Cancelled(6*)	06/29/2024
141417	Tokyo Tsubaki	04/08/2020	Cancelled(6*)	06/29/2024
24611	TOKYO UENO MINAMI	09/09/1965	Cancelled(6*)	06/29/2024

Current Total Clubs Count	YTD New Clubs Count	YTD Cancelled Clubs Count	YTD Net Club Gain	Current Total Members Count	YTD Add	YTD Drop	YTD Net Growth	YTD Net Growth %	Member Count 12 Months Ago	Average Member Count Per Club	% of Clubs with less than 20 members	% No MMR in 3 Months	% No Officer Report in 12 Months	% of Clubs with balance 90+ days	Number of Clubs in Status Quo	% Status Quo Clubs in Financial Suspension	Number of Cancelled Clubs	Average Cancelled Club Age	Members Lost Due to Cancellation	% of Clubs Cancelled for Non-Financial Reasons
181	1	1	0	4,638	268	300	-32	-0.69%	5,098	26	46%	54%	2%	8%	0	0%	1	345	7	100%

\* - P - Priority Club. Cancellation Reasons: 1-Objectives/conduct, 2-Non-active club, 5-Non-existing club, 6-Disbanding, 7-Merger, 8-Financial Suspension, 9-District/Multiple District Dues.

\*\* - Abbreviation: P-President, S-Secretary, T-Treasurer, M-Member Chairperson, VP-First Vice President, MC-Communications Chairperson, SC-Service Chairperson

\*\*\* - Abbreviation: N/R - Never reported using the Lions Clubs website, N/A - Not applicable, No password registered for the Lions Clubs website.

\*\*\*\* - Abbreviation: N - New, IP - Immediate Past, R - Repeat.